

RESQ

EN



VACUUM SOLUTIONS GUIDE

VACCUM SOLUTIONS GUIDE

1. Introduction	2
2. Inspection	2
3. Service	2
4. Use	2
5. RESQ Smartline X Vacuum	3
6. RESQ Vacuum Light	5
7. RESQ Vacuum Box	7
8. RESQ Vacuum Lifting bag	10
9. RESQ Vacuum+ Box	13

1. Introduction

When sealing the rescue equipment in one of RESQ vacuum solutions, the unit will be protected from moisture by condensation, UV-light and abrasion by fixation from internal movement. We can therefore extend the service intervals of the content. This will extend the lifetime of the content by 3-10 years before replacement or service of the equipment, depending on type of equipment and vacuum solution.

This document will provide guidance to your specific equipment and vacuum packaging solution. Also specific recycling or re-use procedures when reaching end of life or service interval.

This document supersedes lifetimes stated in the user instruction when vacuum packed when intact.

2. Inspection

A Competent person should be authorized by Cresto Group or Cresto Group authorized partner to inspect RESQ vacuum solution.

The vacuum must be inspected at least once every 12 months and documented in accordance with the user manual under chapter "Inspection- and user log"

Contact Cresto Group for further information on how to become authorized for inspection.

3. Service

Special training by Cresto Group is mandatory to become authorized to re-seal our vacuum packaging solutions.

Contact Cresto Group for further information on how to become authorized for inspection.

4. Use

The temperature range marked on the devices and described in the user instruction, stems from the certification tests when the device has been soaked in water and then frozen for 4 hours in the temperature marked on the device to verify that the function remains.

When the equipment is stored in vacuum, protected against moisture and water, it is possible to use the devices at up to -40°C. In wet and very cold conditions see the temperature range on the device.

5. RESQ Smartline X Vacuum

Extension from 7 years to 10 years with vacuum inspection every 12 month.



Figure 1

5.1 MARKING AND LABELS

On top of the aluminium foil bag you will find two next inspection labels, for the unit (white label) and for the vacuum (green label), stating next inspection in month and year. See figure 1.

Next inspection labels for the next 9 inspections are located inside the user manual. See figure 2.

Individual marking of the Smartline X is located on the backside of the PVC bag and a copy on the aluminium foil inside the bag, see figure 3.

Figure 2

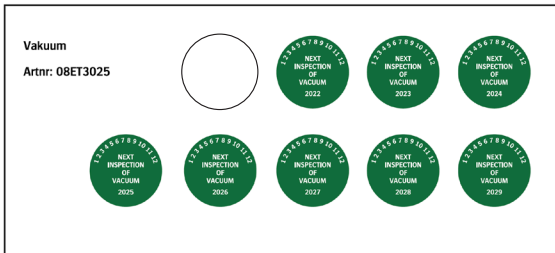


Figure 3



5.2 INSPECTION- AND USER LOG

Register the inspection in the user manual under chapter 10. Date the inspection, log item e.g. vacuum inspection, name and signature of the competent person and date for next inspection.

Note: All languages in the user manual have an inspection- and user log.

5.3 DAMAGED FOIL BAG

If the foil bag for some reason is punctured, the equipment must be sent to Cresto Group for inspection and re-seal.

5.4 SERVICE

The Smartline X is not serviceable. If damaged or used the equipment should be discarded and recycled or re-used for other than as PPE/rescue.

5.5 RECYCLING

When the Smartline X has reached its end of life the equipment should be recycled locally or sent back to Cresto Group or a Cresto Group partner whom will take care for the recycling process.

5.5.1 Additional recycling and sustainability information

Rope: (Aramid)

Cut and pull the rope thru the device, re-use for other application other than as PPE.

Connectors: (Aluminium)

Disconnect the connectors, re-use for other application other than as PPE.

Body: (Aluminium)

Disassemble the three screws holding the two side-plates together, recycle as aluminium.

Handle: (Nylon)

Recycle the handle as plastic.

Sling: (Aramid) optional (Polyester)

Recycle as plastic

Bag: (Polyester/PVC)

Re-use as storage. Recycle as plastic.

6. RESQ Vacuum Light

Extended inspection interval from 1 year to 5 years, with vacuum and moisture inspection every 12 month.



6.1 MARKING AND LABELS

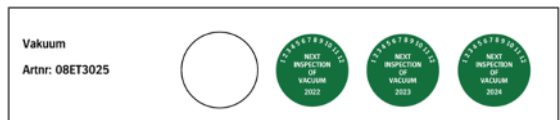
Inside the bag you will find a label on the transparent plastic bag with two next inspection fields, for the equipment and for the vacuum, stating next inspection in month and year. See figure 4.

Next inspection labels and seals for the next 4 inspections are located in the user instruction inside the bag. See figure 5.

Figure 4



Figure 5



6.2 INSPECTION- AND USER LOG

Open the bag to access the inspection kit inside the user instruction.

Use the next inspection vacuum label and mark the month of the coming year 12 month ahead. Place the label in the circle over “next inspection vacuum”.

Register the inspection in the user manual under the chapter “Inspection- and user log”. Date the inspection, log item e.g. vacuum inspection, name and signature of the competent person and date for next inspection.

Note: All languages in the user manual have an inspection- and user log.

6.3 DAMAGED BAG

If the transparent bag for some reason is punctured or the moisture indicator card shows 50% marking, the equipment must be sent to Cresto Group or Cresto Group authorized service partner for inspection and re-seal.

6.4 SERVICE

Most of the RESQ automatic evacuation- and rescue equipment are serviceable. If damaged or used the equipment should be sent to Cresto Group or Cresto Group authorized service partner for inspection, service and re-seal.

Maximum life of the RESQ models in vacuum including services is 5 + 5 Years up to 15 Years:

6.5 RECYCLING

When the RESQ equipment has reached its end of life the equipment should be recycled locally or sent back to Cresto Group or a Cresto Group partner whom will take care for the recycling process.

6.5.1 ADDITIONAL RECYCLING AND SUSTAINABILITY INFORMATION

Rope: (Polyamide)

Cut and pull the rope thru the device, re-use for other application other than as PPE.

Connectors: (Aluminium) (Steel)

Disconnect the connectors, re-use for other application other than as PPE.

Body: (Aluminium) (Steel)

Recycle as steel.

Sling: (Polyester)

Recycle as plastic.

Bag: (Polyester/PVC)

Re-use as storage. Recycle as plastic.

7. RESQ Vacuum Box

Extension from 4-6 years to 10 years with vacuum inspection every 12 month.

RED Pro X

RED Pro III

RED Pro MK1

DD-family

UniDrive

LiftEvac



7.1 MARKING AND LABELS

On top of box lid, you will find two next inspection fields, for the equipment and for the vacuum, stating next inspection in month and year. See figure 6.

Figure 6




RESCUE & EVACUATION EQUIPMENT

<p>RESQ RED Pro III Art. no: 08883321250 Length: 150 m Serial no: 1234567 Date of manufacturing: 10-2019</p> <p>RESQ MANUFACTURER Cable Works SP Lager 1, 20161 Fritztal, Sweden www.resq.com</p>	<p>DESCENT</p> <p>Top mounted Body mounted</p>	<p>LIFTING/HOISTING</p> <p>Instructions:</p>
	<p>FOR EMERGENCY USE ONLY! DO NOT STEP OR STAND ON THIS BOX THIS SIDE UP</p>	

Next inspection labels and seals for the next 9 inspections are located inside the box together with the user manual. See figure 7.

Individual marking of the equipment is located on the box lid a copy on the aluminium foil inside the carrying bag on the aluminium foil bag.

Figure 7



7.2 INSPECTION- AND USER LOG

Break the box seal to open the box to access the inspection kit and user instructions.

Use the next inspection vacuum label and mark the month of the coming year 12 month ahead. Place the label in the circle over "next inspection vacuum".

Register the inspection in the user manual under the chapter "Inspection- and user log". Date the inspection, log item e.g. vacuum inspection, name and signature of the competent person and date for next inspection.

Note: All languages in the user manual have an inspection- and user log.

7.3 DAMAGED FOIL BAG

If the foil bag for some reason is punctured, the equipment must be sent to Cresto Group or Cresto Group authorized service partner for inspection and re-seal.

7.4 SERVICE

Most of the RESQ automatic evacuation- and rescue equipment are serviceable. If damaged or used the equipment should be sent to Cresto Group or Cresto Group authorized service partner for inspection, service and re-seal.

Maximum life of the RESQ models in vacuum including service is 10 + 10 Years (20 Years):

Possibilities of upgrading to Vacuum+ at the 10 year service reaching 10 + 15 years (25 Years)*

*If the Vacuum+ packaging system is applicable to the box. Otherwise the box also must be replaced.

7.5 RECYCLING

When the RESQ equipment has reached its end of life the equipment should be recyc-

led locally or sent back to Cresto Group or a Cresto Group partner whom will take care for the recycling process.

7.5.1 Additional recycling and sustainability information

Rope: (Polyamide)

Cut and pull the rope thru the device, re-use for other application other than as PPE.

Connectors: (Aluminium) (Steel)

Disconnect the connectors, re-use for other application other than as PPE.

Body: (Aluminium) (Stainless steel) (Steel)

Recycle as steel.

Handle: (Nylon)

Recycle the handle as plastic.

Sling: (Polyester)

Recycle as plastic.

Bag: (Polyester/PVC)

Re-use as storage. Recycle as plastic.

Accessories: (Stainless steel) (Aluminium) (Steel)

Re-use for other than PPE. Recycle as steel.

Box: (Polypropylene) optional (Aluminium)

Re-use as storage. Recycled as PP5.

8. RESQ Vacuum Lifting bag

Extension from 4-6 years to 10 years with vacuum inspection every 12 month.

Note: The life span of the Lifting bag is limited to 5 Years, as lift approved.



Figure 8



RESCUE & EVACUATION EQUIPMENT

<p>RESQ RED Pro III Art. no: 088833212150 Length: 150 m Serial no: 1234567 Date of manufacturing: 10-2019</p>	<p>DESCENT</p> <p>Top mounted Body mounted</p>	<p>LIFTING/HOISTING</p> <p>Instructions</p>
	<p>FOR EMERGENCY USE ONLY! DO NOT STEP OR STAND ON THIS BOX THIS SIDE UP</p>	<p>NEXT INSPECTION EQUIPMENT</p> <p>10-2020</p> <p>NEXT INSPECTION VACUUM</p>


8.1 MARKING AND LABELS

On the side of the Lifting bag, you will find a transparent pouch with the markings and inspection information, two next inspection labels, for the unit (white label) and for the vacuum (green label), stating next inspection in month and year. See figure 8.

Next inspection labels for the next 9 inspections are located inside the lifting bag together with the user manual. See figure 9.

Individual marking of the equipment is located on marking card, a copy on the aluminium foil inside the lifting bag on the aluminium foil bag.

Figure 9



8.2 INSPECTION- AND USER LOG

Open the transparent pouch and pull out the marking card, open the lifting bag to access the inspection labels and user instruction.

Use the next inspection vacuum label and mark the month of the coming year 12 month ahead. Place the label in the circle over “next inspection vacuum”.

Register the inspection in the user manual under the chapter “Inspection- and user log”. Date the inspection, log item e.g. vacuum inspection, name and signature of the competent person and date for next inspection.

Note: All languages in the user manual have an inspection- and user log.

8.3 DAMAGED FOIL BAG

If the foil bag for some reason is punctured, the equipment must be sent to Cresto Group or Cresto Group authorized service partner for inspection and re-seal.

8.4 SERVICE

Most of the RESQ automatic evacuation- and rescue equipment are serviceable. If damaged or used the equipment should be sent to Cresto Group or Cresto Group authorized service partner for inspection, service and re-seal.

Maximum life of the RESQ models in vacuum including service is 10 + 10 Years (20 Years):

8.5 RECYCLING

When the RESQ equipment has reached its end of life the equipment should be recycled locally or sent back to Cresto Group or a Cresto Group partner whom will take care for the recycling process.

8.5.1 Additional recycling and sustainably information

Rope: (Polyamide)

Cut and pull the rope thru the device, re-use for other application other than as PPE.

Connectors: (Aluminium) (Steel)

Disconnect the connectors, re-use for other application other than as PPE.

Body: (Aluminium) (Stainless steel) (Steel)

Recycle as steel.

Handle: (Nylon)

Recycle the handle as plastic.

Sling: (Polyester)

Recycle as plastic.

Bag: (Polyester/PVC)

Re-use as storage. Recycle as plastic.

Accessories: (Stainless steel) (Aluminium) (Steel)

Re-use for other than PPE. Recycle as steel.

9. RESQ Vacuum+ Box

Extension from 4-6 years to 15 years with vacuum inspection every 12 month.

RED Pro X RED Pro III RED Pro MK1



9.1 MARKING AND LABELS

On top of box lid, you will find two next inspection fields, for the equipment and for the vacuum, stating next inspection in month and year. See figure 10.

Next inspection labels and seals for the next 14 inspections are located inside the box together with the user manual. See figure 11.

Individual marking of the equipment is located on the box lid a copy on the aluminium foil inside the carrying bag on the aluminium foil bag.

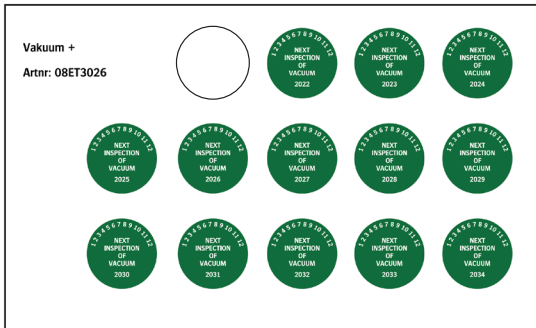
Figure 10



RESCUE & EVACUATION EQUIPMENT

<p>RESQ RED Pro III Art. no: 08833212150 Length: 150 m Serial no: 1234567 Date of manufacturing: 10-2019</p>	<p>DESCENT</p> <p>Top mounted Body mounted Instructions</p>	<p>LIFTING/HOISTING</p>
	<p>MANUFACTURER RescueVacuum AB Liljevägen 11, 204 21 Marstrand, Sweden +46 (0)31 815 91 00 www.resqvacuum.com</p>	<p>FOR EMERGENCY USE ONLY! DO NOT STEP OR STAND ON THIS BOX THIS SIDE UP</p>

Figure 11



9.2 INSPECTION- AND USER LOG

Break the box seal to open the box to access the inspection kit and user instructions.

Use the next inspection vacuum label and mark the month of the coming year 12 month ahead. Place the label in the circle over “next inspection vacuum”.

Register the inspection in the user manual under the chapter “Inspection- and user log”. Date the inspection, log item e.g. vacuum inspection, name and signature of the competent person and date for next inspection.

Note: All languages in the user manual have an inspection- and user log.

9.3 DAMAGED FOIL BAG

If the foil bag for some reason is punctured, the equipment must be sent to Cresto Group or Cresto Group authorized service partner for inspection and re-seal.

9.4 SERVICE

Most of the RESQ automatic evacuation- and rescue equipment are serviceable. If damaged or used the equipment should be sent to Cresto Group or Cresto Group authorized service partner for inspection, service and re-seal.

Maximum life of the RESQ models in vacuum including service is 15 + 15 Years (30 Years)

9.5 RECYCLING

When the RESQ equipment has reached its end of life the equipment should be recycled locally or sent back to Cresto Group or a Cresto Group partner whom will take care for the recycling process.

9.5.1 Additional recycling and sustainability information

Rope: (Polyamide)

Cut and pull the rope thru the device, re-use for other application other than as PPE.

Connectors: (Aluminium) (Steel)

Disconnect the connectors, re-use for other application other than as PPE.

Body: (Aluminium) (Stainless steel) (Steel).

Recycle as steel.

Handle: (Nylon)

Recycle the handle as plastic.

Sling: (Polyester)

Recycle as plastic.

Bag: (Polyester/PVC)

Re-use as storage. Recycle as plastic.

Accessories: (Stainless steel) (Aluminium) (Steel)

Re-use for other than PPE. Recycle as steel.

Box: (Polypropylene) optional Aluminium.

Re-use as storage. Recycled as PP5.



08FRP3301

CRESTO GROUP AB
Lägatan 3
SE-302 63 Halmstad
Sweden

+46 (0)35 710 75 00
support@crestogroup.com